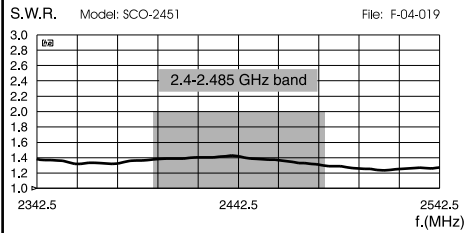


OMNI W-LAN DUAL-BAND

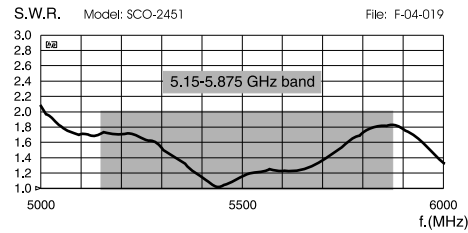
SCO-2451

UHF Base Station Antenna 2.4 - 2.485 & 5.15 - 5.875 GHz

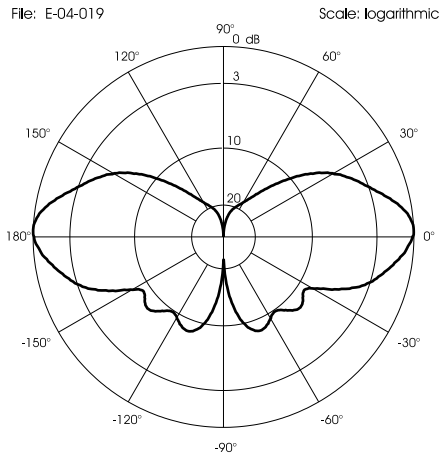
TYPICAL S.W.R. RESPONSE



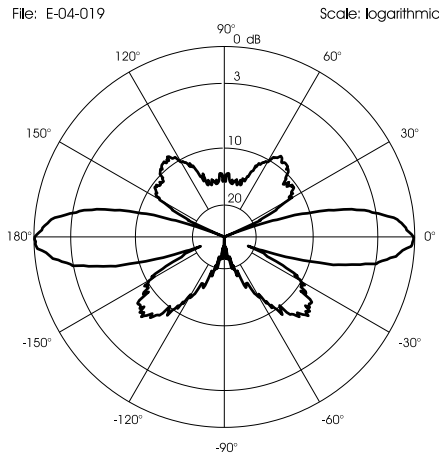
TYPICAL S.W.R. RESPONSE



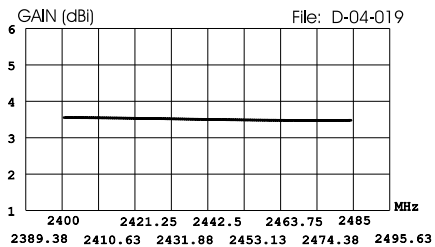
TYPICAL RADIATION PATTERN in E-plane at 2.4425 GHz




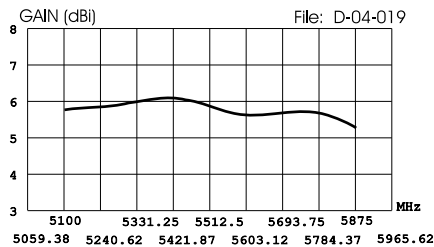
TYPICAL RADIATION PATTERN in E-plane at 5.5125 GHz



TYPICAL GAIN DIAGRAM vs FREQUENCY



TYPICAL GAIN DIAGRAM vs FREQUENCY



DESCRIPTION

Base station antenna conceived for dual band W-LAN system working 2.4-2.485 & 5.15-5.875 GHz. The radiant element is made of PTFE PCB to guarantee high power and low losses and it is protected by a fiberglass tube. It's supplied with an aluminium bracket for an easy installation on the mast.

SPECIFICATIONS

Electrical Data

Type	Colinear Dipole Array
Frequency Range	IEEE802.11b 2400 - 2485 MHz IEEE802.11a 5150 - 5875 MHz
Impedance	50 Ω
Radiation (H-plane)	360° Omnidirectional
Radiation (E-plane)	Beamwidth @ -3dB = 30° @ 2442.5 MHz; 20° @ 5512.5 MHz
Radiation angle deg.	0°
Polarization	Linear Vertical
Gain	4 dBi for 2400 - 2485 MHz; 6 dBi for 5150 - 5875 MHz
Max Power (CW) @ 30°C	10 Watts
Grounding Protection	All metal parts are DC-grounded, the inner conductor shows a open circuit
Connector	N-female, gold plated central pin

Mechanical Data

Housing Materials	Aluminium, Stainless Steel, Chromed Brass
Radome Material	White fiberglass
Wind Load @150 km/h	9 N
Wind Resistance	200 Km/h
Wind Surface	0.007 m ²
Operating temperature	-40°C to + 80°C
Height (approx.)	255 mm
Weight (approx.)	330 gr
Installation Type	On Mast: \varnothing 35-54 mm with V-bolt (included)

MOUNTING INSTRUCTIONS

Fixing bracket:



Fixing bracket part list

Q.ty	Description
1	Extruded aluminium bracket
1	M6x188 V-bolt
1	M6x20 Exagonal head screw
3	M6 Spring lock washer
3	M6 Hexagonal nut
Materials:	extruded aluminum
Hardware:	stainless steel
Dimensions:	80 x 76 x 25 mm
Weight:	110 g

Re-order code: SA161

